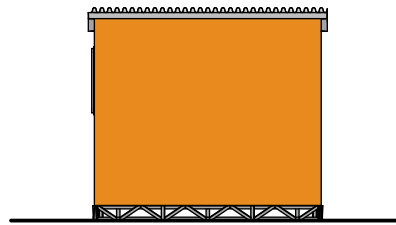
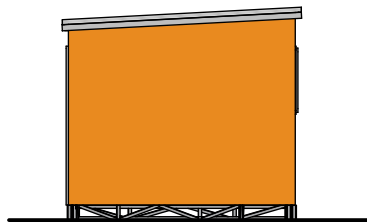


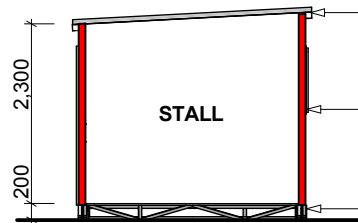
**FRONT**



**BACK**



**SIDE**

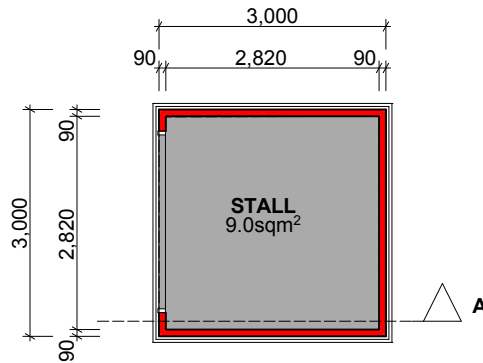


**SECTION A**

LIGHT STEEL ROOF  
FRAME WITH STEEL  
SHEETING 3 DEGREES

90x90mm LIGHT STEEL FRAME BOLTED  
TO LIGHT STEEL ROOF & FLOOR  
NUTEC BOARD CLADDING

NUTEC FLOOR  
LIGHT STEEL BASE  
FRAME 200mm HIGH



**GROUND FLOOR  
STALL UNIT**